



PW
PROVEN
WINNERS®
The Brand Gardeners Trust™

THE GARDENER'S IDEA BOOK



Lady Luck – White Licorice *Helichrysum*, Sweet Caroline RAVEN™ *Ipomoea*, COLORBLAZE® Chocolate Drop Coleus

5 TIPS FOR SHADED WINDOW BOXES

Growing plants in shaded window boxes comes with a unique set of challenges. Here are five tips to help you tend them so they will flourish.

Light – Study your light source. If one side of your window box receives more sunlight than the other, plan to trim those plants periodically to keep them in scale with the rest.

Water – Shaded window boxes may not dry out as quickly as your other containers. Take care not to overwater.

Feeding – Since you won't need to water as often, it's critical to mix continuous release plant food into the soil at planting time.

Soil – Potting soil that contains water-holding crystals isn't the best for shaded window boxes, as it can keep the soil soggy for too long and lead to root rot.

Growth – Growth is slower in shade. Consider planting more densely or starting with larger plants.



At top: Asparagus Fern *Asparagus*, ROCKAPULCO® Red *Impatiens*, Goldilocks *Lysimachia* (Creeping Jenny) and CHARMED® Wine *Oxalis*
 Above: HEART TO HEART® 'Raspberry Moon' *Caladium*, Sweet Caroline MEDUSA™ Green Sweet Potato Vine, Goldilocks *Lysimachia* (Creeping Jenny) , COLORBLAZE® Strawberry Drop *Coleus* and CATALINA® Pink *Torenia*



WaterWise® drip irrigation is ideal for delivering the right amount of moisture to plants in window boxes. Choose from white or tan tubing, or paint it to match your house color so it blends in seamlessly. Remember to mix our continuous release plant food into the soil when you plant.



Try this window box recipe in sun or shade:
SUREFIRE® Red Begonia, SUREFIRE® Rose Begonia, HEART TO HEART® 'Bold 'N Beautiful' Caladium
DIAMOND FROST® Euphorbia and Sweet Caroline Sweetheart Lime Sweet Potato Vine

COZY AT HOME

It's undeniable – surrounding yourself with plants feels good! Soak in the joy their cheerful blooms and fancy foliage exude each time you walk by. Window boxes that can be set on your deck rail or mounted in front of a picture window bring life and add character to your home. Practically speaking, they also provide a bit of privacy and create cozy curb appeal.

When searching for the right window box for your space, consider first where it will be displayed. Measure your railing or window carefully before you buy. Look for one made of a durable material like cedar or solid PVC if you'd like it to last for several years before needing to be replaced.



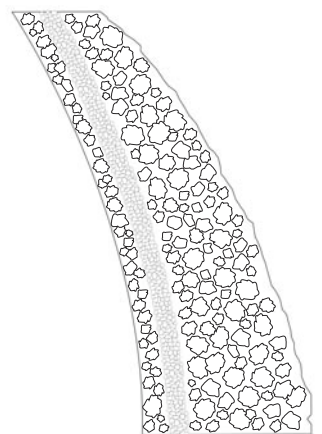
At top, 8' window box and from left to right: 'Crested Surf' *Athyrium*, SUREFIRE® *Rose Begonia*, ENDLESS™ *Illumination Browallia*, SILVER FALLS™ *Dichondra*, DOLCE® 'Wildberry' *Heuchera* (Coral Bells) and ROCKAPULCO® *Wisteria Impatiens*
 Above, left and right in window boxes: PEGASUS® *Begonia*, ENDLESS™ *Flirtation Browallia*, Sweet Caroline Sweetheart Lime Sweet Potato Vine and SUMMER WAVE® Large Violet *Torenia*
 Above on right in upright containers: DIAMOND FROST® *Euphorbia*, SUPERTUNIA MINI VISTA® White *Petunia*, COLORBLAZE® WICKED WITCH™ *Coleus* and CATALINA® White Linen *Torenia*



RAIN GARDEN SOLUTION

After a heavy rain, if you notice that water tends to pour off your roof, rush down your driveway and end up in the city sewer, a rain garden could be a healthy solution. These shallow depressions are designed to channel and slow the rain down so it can be filtered naturally through the soil. They remain wet for a day or two, then are dry until it rains again. As long as you locate them away from your home's foundation, a rain garden can be constructed in sun or shade.

Pictured here, in a shaded area alongside a driveway, what was once an eyesore was transformed into a beautiful rain garden that's now a focal point of the landscape. Caladiums, hostas and papyrus grasses anchor the space. For a more permanent planting, try using native perennials, wildflowers and ornamental grasses that can tolerate the moisture extremes.



Rain garden dimensions:
34' long x 14' wide at the widest point



Step by step:

1. Identify a good location for a rain garden.
2. Clean out a long, narrow strip to a depth of 4-8" (deeper in sandy soil).
3. Lay down landscape fabric to prevent the stones and soil from mixing.
4. Fill the depression with river rock.
5. Plant the edges.

Above: GRACEFUL GRASSES® PRINCE TUT™ *Cyperus*, GRACEFUL GRASSES® BABY TUT® *Cyperus*, GRACEFUL GRASSES® BLUE MOHAWK® *Juncus*, GRACEFUL GRASSES® Fiber Optic Grass *Isolepis*, 'Coffee Cups' *Colocasia*, HEART TO HEART® 'Bold 'N Beautiful' *Caladium*, HEART TO HEART® 'Heart and Soul' *Caladium*, HEART TO HEART® 'Scarlet Flame' *Caladium*, Pachysandra and various Hostas



In planter table: FIRE AWAY® Hot and Heavy Pepper, AlliyUM!™ *Allium*, BERRIED TREASURE® Pink Strawberry, TEMPTING TOMATOES® GOODHEARTED® Tomato and SUNBINI® *Sanvitalia*

In planter standards: SUNCREDIBLE® SATURN™ Sunflower, Goldilocks *Lysimachia* (Creeping Jenny) and SUPERTUNIA® Daybreak Charm *Petunia*

In other containers: FIRE AWAY® Hot and Heavy Pepper, AlliyUM!™ *Allium*, BERRIED TREASURE® Pink Strawberry, AMAZEL BASIL® *Ocimum*, TEMPTING TOMATOES® GOODHEARTED® Tomato, Asparagus Fern *Asparagus*, GRACEFUL GRASSES® Toffee Twist *Carex*, SUNCREDIBLE® SATURN™ Sunflower, Licorice Splash *Helichrysum*, Goldilocks *Lysimachia* (Creeping Jenny), SUPERTUNIA® Daybreak Charm *Petunia*, COLORBLAZE® El Brighto Coleus, MOJAVE® Tangerine *Portulaca*, MOJAVE® Yellow *Portulaca*, ROCKIN'® 'Golden Delicious' *Salvia* and SUNBINI® *Sanvitalia*

FOODSCAPE AT YOUR FINGERTIPS

There's nothing fresher than plucking a juicy, ripe strawberry right from the vine and feeling its burst of sweetness on your tongue. Imagine doing so without ever leaving the patio! There's no hard and fast rule that says you must only display flowers there. This convenient planter table and the container recipes at right present a fusion of flowers, fruits, herbs and veggies right at your fingertips, allowing you to serve healthy food right from where you grow it.





Above and opposite in table planter: ALLIYUM!™ *Allium*, FIRE AWAY® Hot and Heavy Pepper, BERRIED TREASURE® Pink Strawberry, TEMPTING TOMATOES® GOODHEARTED® Tomato, LUSCIOUS® Royale Cosmo *Lantana*, PATTI'S PINK™ *Isotoma* and MOJAVE® Tangerine *Portulaca*

Opposite, outlined left to right: BERRIED TREASURE® Pink Strawberry, MOJAVE® Tangerine *Portulaca*, TEMPTING TOMATOES® GOODHEARTED® Tomato, LUSCIOUS® Royale Cosmo *Lantana*, ALLIYUM!™ *Allium* and PATTI'S PINK™ *Isotoma*



PLANTER TABLE ON A BUDGET

If you've fallen in love with the planter table concept but budget is a concern, consider making one yourself. Here, we used two small desks found on clearance and sandwiched them together with a freestanding raised planter to achieve the same goal – growing what you eat where you eat it. A string of party lights adds a festive flair after sundown.

The more you grow, you'll begin to see how gardening is an exercise in creativity and problem solving. It presents an opportunity to let our thoughts shift away from the worries of the world and focus on something positive that brings us joy.



FIVE TIPS FOR CHOOSING CONTAINER COMPANIONS

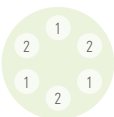
You've seen gorgeous container recipes in pictures, but how do you get that look? It takes some time to learn how to design container combinations like a pro, but we have a few key tips that will prompt a successful start. Let's take a look at five guidelines for choosing container companions.

1 Combine plants that prefer similar growing conditions.

Rule #1 in gardening is to choose the right plant for the right place. Before you shop, decide whether your container will sit in the sun or shade.

Many garden centers separate their displays based on sun and shade requirements. Read the labels carefully to make sure you are choosing varieties that all enjoy a similar amount of sunlight.

While you're at it, see how much water each plant prefers and pair those with like needs. Be realistic. If you don't plan to water often, choose all drought tolerant varieties.



SWEETHEART PASSION

- 1 HEART TO HEART® FAST FLASH™ *Caladium*
- 2 HEART TO HEART® 'Heart and Soul' *Caladium*

☀️ ☀️ ☀️ Sun or shade



HONEY BEES

- 1 SUNCREDIBLE® SATURN™ Sunflower
- 2 LUSCIOUS® CITRON™ *Lantana*
- 3 COLORBLAZE® El Brighto Coleus

☀️ Full Sun

2

Choose plants with similar growth rates.

To make sure one plant won't overtake the others in your container, choose varieties with similar growth rates. One easy way to accomplish this is by pairing different colors of one plant together in the same planter – for example, three varieties of Superbells®.

Look for clues in the plant's description. If it describes a "vigorous" plant that "grows quickly", you'll know it needs to be paired with other vigorous varieties that can keep up instead of those labeled "compact."

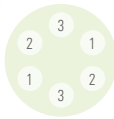
If one plant in your container recipe starts to overtake the others, don't be afraid to trim its stems to keep the recipe in balance. The more you grow plants in containers, the better feel you'll get for which ones make the best companions.



AMETHYST DREAMS

- 1 SUPERBELLS® GRAPE PUNCH™ *Calibrachoa*
 - 2 SUPERBELLS® White *Calibrachoa*
 - 3 SUPERBENA SPARKLING® Amethyst *Verbena*
 - 4 GRACEFUL GRASSES® PRINCE TUT™ *Cyperus*
- AquaPots® Smooth White Flat Rim Round Planter – 16"

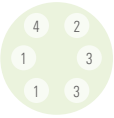
☀ Full Sun



BLIND LOVE

- 1 SUPERTUNIA® LOVIE DOVIE™ *Petunia*
 - 2 SUPERTUNIA® ROYAL MAGENTA® *Petunia*
 - 3 SUPERBENA® WHITEOUT™ *Verbena*
- AquaPots® Smooth White Flat Rim Round Planter – 16"

☀ Full Sun



TOP BANANA

- 1 LADYBIRD® Sunglow *Calylophus*
- 2 GRACEFUL GRASSES® Toffee Twist *Carex*
- 3 Sweet Caroline RED HAWK™ Sweet Potato Vine
- 4 COLORBLAZE® El Brighto Coleus

☀ Full Sun

3

Use a variety of textures, shapes and sizes in your recipe.


It's time to mix things up! Contrast is the key to designing a striking container recipe. Achieve it by choosing plants with a variety of leaf and flower shapes, being sure to include some with bolder leaves or flowers and others that have a more delicate texture. Use a mix of thrillers, fillers and spillers to give some dimension to your container planting. Just be sure to follow guidelines 1 and 2 first when selecting plants.

4

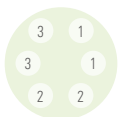
Purchase the right number of plants for your container.

How many plants you need to fill your container depends on several factors. How large is your container? Do you prefer the instant impact of a full arrangement, or do you enjoy watching your plants fill out over time? Will you be feeding them so they grow larger? Generally, a 16" container can hold as few as four 4" potted plants or as many as six or seven. If you start with smaller or larger plants, adjust the quantity accordingly.

A good place to start is with one larger plant that will serve as a focal point – for example, the Stratosphere™ White Gaura in our Seaside recipe shown at right. If the container will be set up against a wall, position the thriller in the back of the pot. If it will be seen from all sides, place the thriller in the middle. Then, fill in with smaller plants around your focal point.



If you want your containers to look full quickly, perhaps for an upcoming event, start with larger-sized plants or use more than you would typically. Keep in mind that some editing may be needed as the plants mature through the season. If you are comfortable with waiting or are on a budget, start with fewer plants.



CATCH THE MOON

- 1 ARTIST® Pearl *Ageratum*
 - 2 SUPERBELLS® Double TWILIGHT™ *Calibrachoa*
 - 3 AUGUSTA® Lavender *Heliotropium*
- AquaPots® Techno Matte Black Flat Rim Round Planter – 17.3"

☉ Sun to part shade



SEASIDE

- 1 STRATOSPHERE™ White *Gaura*
- 2 SAFARI™ Dawn *Jamesbrittenia*
- 3 SUPERBENA SPARKLING® Amethyst *Verbena*
- 4 CAKE POPS® Purple *Verbena*

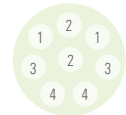
☀ Full Sun

5

Copy someone else's great idea.

Overwhelmed by options? Start by copying an idea you've seen and loved in our newsletter or from someone you follow on social. (Hint: flip the page to see a few we know you'll love!) Your inspiration photo might be a simple mixed planter of Supertunia® petunias. Make it your own by choosing colors that complement your patio décor or use the hues that inspire you most.

One helpful idea source is our Container Gardening Recipe Search tool. Use it to sort by color scheme, container style, sun/shade requirements and more to find your favorite new recipes. Each one includes the plant list, how many of each plant you'll need, and how to arrange them in the container. Save or print the recipe to bring with you when you shop.



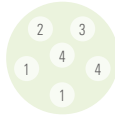
SEA WINDS

- 1 HEART TO HEART® 'Heart and Soul' *Caladium*
 - 2 HEART TO HEART® 'Heart's Delight' *Caladium*
 - 3 SUNSTAR® Pink *Pentas*
 - 4 SUPERTUNIA MINI VISTA® Pink Star *Petunia*
- ☀ Full Sun



STRAWBERRY FIELDS

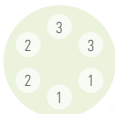
- 1 SUPERBELLS® HOLY COW!™ *Calibrachoa*
 - 2 AMAZEL BASIL® *Ocimum*
 - 3 ROCKIN® Fuchsia *Salvia*
 - 4 BERRIED TREASURE® Red Strawberry
- ☀ Full Sun



ROCKET BLAZE

- 1 LUSCIOUS® Royale RED ZONE™ *Lantana*
 - 2 SUPERTUNIA® HONEY™ *Petunia*
 - 3 Orange A-PEEL® *Thunbergia*
- AquaPots® Volcanic on Falling Brown Flat Rim Round Planter – 17.3"

☀ Full Sun



EARLY RISER

- 1 SILVER FALLS™ *Dichondra*
- 2 SUPERTUNIA VISTA® SNOWDRIFT™ *Petunia*
- 3 ROCKIN® BLUE SUEDE SHOES™ *Salvia*

☀ Full Sun

INSPIRATION ABOUND ON SOCIAL

There has never been a time when more beautiful imagery from around the world was available at your fingertips. Your mobile device is your connection to likeminded plant enthusiasts and garden makers in your community and across the country.

If you haven't yet met the three individuals pictured here, it's time. They are eager to share their gardening passion with you plus a myriad of tips and ideas they've discovered along their garden paths. Busy professionals who are short on time but long on enthusiasm will relate to Jenny Simpson. If you've wished for a cool neighbor who loved growing things as much as you do, meet Laura LeBoutillier. And if you've finally found the time to create the pollinator garden of your dreams but aren't sure which plants will tolerate your warm climate, Norman Winter is your man.

Find fellow plant enthusiasts in your area on Instagram by searching hashtags specific to your region like #zone3gardening or #buffalogardens. On Facebook, join our Proven Winners Gorgeous Gardens group and start a conversation with other members about a particular gardening challenge you're facing. Gardeners tend to be friendly, grounded folks who are more than happy to share.

Join us on social @provenwinners!



Jenny Simpson – @gardeningwithcreekside

Zone 7b, Dallas, North Carolina

Container planting focus: Color palette or theme of the year, heat tolerant varieties, flowers that attract pollinators, following the thriller-filler-spiller formula



Laura LeBoutillier – @GardenAnswer

Zone 6a, Eastern Oregon

Container planting focus: Plants with complimentary growth habits and rates, plants that fall within a specific color palette, textural contrast



Norman Winter – @NormanWinterTheGardenGuy

Zone 8a, West Georgia

Container planting focus: Eye-popping color, striking texture, dazzling companions, long season of bloom and a great potential for attracting bees, butterflies and hummingbirds



ANNUAL
OF THE YEAR



SUN BURST LEMONADE

- 1 SUPERTUNIA MINI VISTA® Pink Star *Petunia*
- 2 SUPERBELLS® Yellow *Calibrachoa*
- 3 SUPERTUNIA MINI VISTA® Hot Pink *Petunia*

AquaPots® Volcanic on Milky Blue
Flat Rim Round Planter – 17.3"

☉ Full Sun



ALFRESCO

- 1 STRATOSPHERE™ White *Gaura*
- 2 SUPERTUNIA® LOVIE DOVIE™ *Petunia*
- 3 UNPLUGGED® Pink *Salvia*

AquaPots® Volcanic on Milky Blue
Flat Rim Round Planter – 17.3"

☉ Full Sun



PROVIDE AND THRIVE

What happens when you give your plants a good home? They reward you with thriving new growth and prolific blooms. That's why using self-watering, handcrafted ceramic AquaPots® and Proven Winners premium potting soil is so important. Plus, when you add a scoop of our continuous release plant food to the water reservoir, the constant access to nutrient-infused moisture will really make your plants flourish. All this with only needing to water once per week or less! AquaPots are a win-win for everyone.

At left in containers: SUPERBELLS® Yellow *Calibrachoa*, GRACEFUL GRASSES® PRINCE TUT™ *Cyperus*, SUPERTUNIA® ROYAL MAGENTA® *Petunia* and SUPERTUNIA® Trailing Strawberry Pink Veined *Petunia*

At left, AquaPots® left to right: Volcanic on Milky Blue Tall Round Planter – 23", Flat Rim Round Planter – 17.3", Tall Round Planter – 19" and Flat Rim Round Planter – 21"



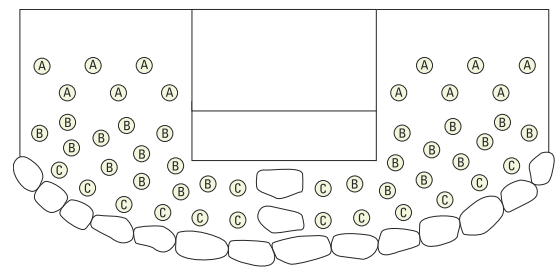


ELEMENTARY DESIGN

Choosing plants for a new garden bed is as easy as ABC when you follow the plans shown here. We've combined three varieties to render simple, effective designs. Each offers vivid all-season color and plants that will draw pollinating bees, butterflies and hummingbirds near. Bed measurements are included with the designs but remember that all are scalable to fit your exact space.

Using the layering technique by choosing a set of short, medium and taller plants for each design, and varying their textures and tones, creates distinct levels of interest. Go further by adding an obelisk, bird bath or small shed as a focal point to give the viewer's eye a place to rest and soak in the beauty.

SUMMER SUNGLOW





AREA: 18' x 8'

LIGHT REQUIREMENTS: Part sun to full sun

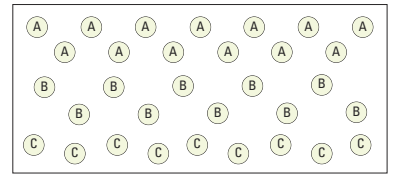
PLANTS:

A: 12 – COLORBLAZE® El Brighito Coleus –
Height: 24-40", Spacing: 18-36"

B: 24 – SUPERBENA® Peachy Keen Verbena –
Height: 6-12", Spacing: 8-12"

C: 16 – LEMON CORAL® Sedum –
Height: 3-10", Spacing: 8-12"





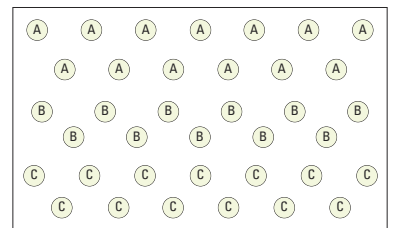
AREA: 9' x 4'

LIGHT REQUIREMENTS: Full sun

PLANTS:

- A: 13 – ANGELFACE® Wedgwood Blue *Angelonia* – Height: 18-30", Spacing: 10-14"
- B: 10 – SUPERTUNIA VISTA® JAZZBERRY® *Petunia* – Height: 12-24", Spacing: 18-32"
- C: 9 – SUPERBENA® WHITEOUT™ *Verbena* – Height: 6-12", Spacing: 10-14"

SUN WORSHIPPERS



AREA: 15' x 9'

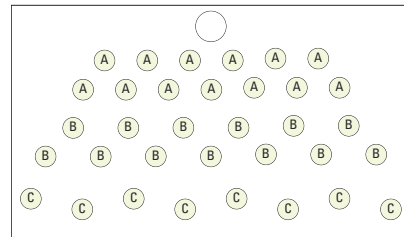
LIGHT REQUIREMENTS: Full sun

PLANTS:

- A: 13 – ROCKIN'® Deep Purple *Salvia* – Height: 30-40", Spacing: 18-24"
- B: 11 – DIAMOND MOUNTAIN® *Euphorbia* – Height: 24-36", Spacing: 12-18"
- C: 13 – SUPERTUNIA VISTA® Paradise *Petunia* – Height: 12-24", Spacing: 18-32"

HUMMINGBIRD HAVEN





AREA: 10' x 7'

LIGHT REQUIREMENTS: Full sun

PLANTS:

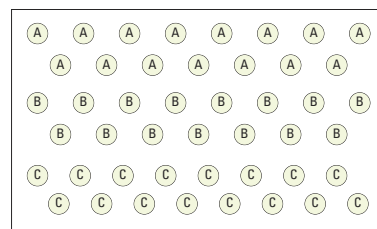
A: 13 – ANGELFACE® Super Blue *Angelonia* –
Height: 30-40", Spacing: 10-14"

B: 13 – TRUFFULA™ Pink *Gomphrena* –
Height: 22-28", Spacing: 12-18"

C: 8 – Sweet Caroline Bewitched GREEN
WITH ENVY™ Sweet Potato Vine –
Height: 10-16", Spacing: 12-18"



LUSH, BOLD BORDER



AREA: 12' x 8'

LIGHT REQUIREMENTS: Full sun

PLANTS:

A: 15 – ROCKIN'® PLAYIN' THE BLUES® *Salvia* –
Height: 24-48", Spacing: 14-18"

B: 15 – ANGELFACE® White *Angelonia* –
Height: 18-24", Spacing: 12-14"

C: 16 – SUPERBENA® Red *Verbena* –
Height: 6-12", Spacing: 10-14"



NO DEER HERE

HISTORICALLY BRILLIANT

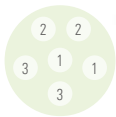
Papyrus dates back to ancient times, yet its modern flair adds a flash of brilliance as it dances above its companions in container recipes. Since it is quick to mature, it won't get swallowed up by neighboring plants early in the season. Be sure to use a large container to accommodate its roots.

Did you know that Prince Tut grows in water, too?

Here's the solution if your pond could use a little pizzazz.



Above: GRACEFUL GRASSES® PRINCE TUT™ *Cyperus* in water garden with GRACEFUL GRASSES® Fiber Optic Grass *Isolepis* and water lettuce.



MASS APPEAL

- 1 PURE WHITE BUTTERFLY® *Argyranthemum*
- 2 GRACEFUL GRASSES® PRINCE TUT™ *Cyperus*
- 3 GRACEFUL GRASSES® Fiber Optic Grass *Isolepis*



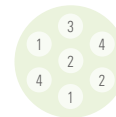
DREAM BIG

- 1 SUPERBELLS® Tropical Sunrise *Calibrachoa*
- 2 GRACEFUL GRASSES® PRINCE TUT™ *Cyperus*
- 3 PRIMO® 'Black Pearl' *Heuchera* (Coral Bells)



THE LITTLE PRINCE

- 1 SUPERBELLS® OVER EASY™ *Calibrachoa*
- 2 GRACEFUL GRASSES® PRINCE TUT™ *Cyperus*
- 3 COLORBLAZE® GOLDEN DREAMS™ *Coleus*



FRUIT SALAD

- 1 SUPERBELLS® GRAPE PUNCH™ *Calibrachoa*
- 2 SUPERBELLS® LEMON SLICE® *Calibrachoa*
- 3 GRACEFUL GRASSES® PRINCE TUT™ *Cyperus*
- 4 SUPERBENA ROYALE® Iced Cherry *Verbena*



2022 NATIONAL PLANTS OF THE YEAR

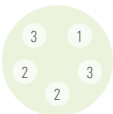
Above at left: 'Paint the Town Magenta' *Dianthus* with Asparagus Fern *Asparagus* and CATALINA® GILDED GRAPE™ *Torenia*
 Above at upper right: SHADOWLAND® 'Diamond Lake' *Hosta* Above at lower right: DOUBLE PLAY DOOZIE® *Spiraea*
 Outlined: SUNORITA® *Rosa* and 'Paint the Town Magenta' *Dianthus*



Above: HEART TO HEART® 'Raspberry Moon' Caladium, TUFF STUFF AH-HA® *Hydrangea serrata* 'Crested Surf' *Athyrium* (Fern) and PRIMO® 'Black Pearl' *Heuchera* (Coral Bells)

POSH TROPICS

Warm, humid days where hazy sunshine reigns is the favorite weather of Heart to Heart® 'Raspberry Moon' caladium. Its broad heart-shaped, speckled leaves wave gently in the summer breeze, bringing that "vacation vibe" to your deck or patio containers and garden beds. Unique coloration and texture help it blend beautifully with many other shade loving varieties in container recipes and landscapes.



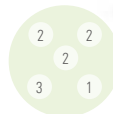
GENTLE BLUSH

- 1 PEGASUS® *Begonia*
- 2 SUREFIRE® *Rose Begonia*
- 3 HEART TO HEART® 'Raspberry Moon' *Caladium*



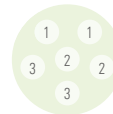
MAKE ME BLUSH

- 1 DOUBLE UP™ *Pink Begonia*
- 2 HEART TO HEART® 'Raspberry Moon' *Caladium*
- 3 COLORBLAZE® *Royale APPLE BRANDY® Coleus*
- 4 LEMON CORAL® *Sedum*




ROSY BLUSH

- 1 'Crested Surf' *Athyrium* (Fern)
- 2 HEART TO HEART® 'Raspberry Moon' *Caladium*
- 3 Sweet Caroline RAVEN™ *Sweet Potato Vine*



BLUSHING BRIDE

- 1 HEART TO HEART® 'Raspberry Moon' *Caladium*
- 2 *Variegata Plectranthus* (Swedish Ivy)
- 3 CATALINA® *White Linen Torenia*



PERENNIAL
OF THE YEAR

'Paint the Town Magenta'
Dianthus

Paint your garden with a carpet of magenta blossoms in early summer and more intermittent blooms throughout the season.

☀️ Height: 6-8" Spread: 12-14"
Zones: 4-9 🦋 🐇



HOSTA
OF THE YEAR

SHADOWLAND®
'Diamond Lake' Hosta

Ghostly blue, thick and wavy foliage is unmistakable in the shade garden, pairing well with ferns, sedges and hydrangeas.

☀️ Height: 17" Spread: 4' Zones: 3-9 🦋



FLOWERING
SHRUB
OF THE YEAR

DOUBLE PLAY DOOZIE®
Spiraea

Blazing red spring foliage is followed by a lively show of non-stop blooms from late spring to fall on this doozie of a spirea!

☀️ Height: 2-3' Spread: 2-3' Zones: 3-8 🦋 🐇




ROSE OF
THE YEAR

SUÑORITA®
Rosa

Zesty orange buds unfurl to reveal classic rose blossoms in shades of gold and yellow on this healthy, vigorous selection.

☀️ Height: 3-4' Spread: 3-4' Zones: 5-9



HYDRANGEA
OF THE YEAR

Little QUICK FIRE®
Hydrangea paniculata

Enjoy early blooms that quickly transform from white to pink-red on this dwarf hydrangea that's perfectly sized for smaller spaces.

☀️ Height: 3-5' Spread: 3-5' Zones: 3-8 🦋



LANDSCAPE
SHRUB OF
THE YEAR

INCREDIBALL®
Hydrangea arborescens

Embodying all the romance of 'Annabelle', this improved hydrangea's stronger stems easily bear the weight of its huge, snow white blooms.

☀️ Height: 4-5' Spread: 4-5' Zones: 3-8



MOONLIT SERENADE

Do you find that you have the most time to enjoy your garden in the evening? Treat yourself to a moon garden! It's a monochromatic, white-themed space by day, but the magic really happens once the sun sets. White flowers and silver or white variegated foliage exude an ethereal glow from the subtle reflected light of the moon. The soothing sounds of the crackling fire and soft music enhance the experience.

Moon gardens can take on any size or shape. The more white plants there are, the more light will suffuse the space. Try out the concept by widening an existing border and planting it with white flowering annuals the first year, then add in more permanent perennials and shrubs to pursue the theme further if it suits you. Just be sure to site it in an open area where the moonlight can shine directly onto your plants to make them glimmer in the dark.

Outlined at right from left to right:
 ENDLESS™ Flirtation *Browallia*, INVINCIBELLE WEE WHITE® *Hydrangea arborescens*, STEADY AS SHE GOES™ *Gardenia*, SILVER BULLET® *Artemisia*, MAGIC SHOW® 'White Wands' *Veronica*, SUPERTUNIA MINI VISTA® White *Petunia*, HEART TO HEART® 'White Star' *Caladium*, SUPERBENA® WHITEOUT™ *Verbena*, ARTIST® Pearl *Ageratum* and 'Chantilly Lace' *Aruncus* (Goatsbeard)





In landscape beds above and on pages 28-29: ARTIST® Pearl *Ageratum*, ANGELFACE® Cascade Snow *Angelonia*, ANGELFACE® Super White *Angelonia*, SILVER BULLET® *Artemisia*, ENDLESS™ Flirtation *Browallia*, SILVER FALLS™ *Dichondra*, DIAMOND MOUNTAIN® *Euphorbia*, DIAMOND SNOW® *Euphorbia*, STRATOSPHERE™ White *Gaura*, White Licorice *Helichrysum*, SNOW PRINCESS® *Lobularia*, GRACEFUL GRASSES® VERTIGO® *Pennisetum*, SUPERTUNIA VISTA® SNOWDRIFT™ *Petunia*, CATALINA® White Linen *Torenia* and SUPERBENA® WHITEOUT™ *Verbena*

In containers: HEART TO HEART® 'White Star' *Caladium*, Petite Licorice *Helichrysum*, White Licorice *Helichrysum*, AUGUSTA® Lavender *Heliotropium*, LAGUNA® CLOUD WHITE™ *Lobelia*, AROMANCE® Pink *Nemesia*, Coconut A-PEEL® *Thunbergia*, CAKE POPS® Pink *Verbena* and Moonflower vine

Perennials: 'Chantilly Lace' *Aruncus*, LUMINARY™ 'Backlight' *Phlox*, COLOR SPIRES® 'Snow Kiss' *Salvia* and MAGIC SHOW® 'White Wands' *Veronica*

Shrubs: SUNJOY SEQUINS® *Berberis*, FIRE LIGHT TIDBIT® *Hydrangea paniculata*, INVINCIBELLE WEE WHITE® *Hydrangea arborescens*, PINKY WINKY® *Hydrangea paniculata* (as standards) and MY MONET PURPLE EFFECT® *Weigela*

Cut flower arrangements on table: HEART TO HEART® 'White Star' *Caladium* and QUICK FIRE® *Hydrangea paniculata*

Window boxes on second story: SUPERTUNIA MINI VISTA® White *Petunia*





IT'S A MARVELOUS NIGHT FOR A MOONDANCE

For three decades, in an event that originated in Paris and now spans 30 countries, exclusive Dîner en Blanc gatherings have been occurring around the world. Attendees dress head-to-toe in white to share a meal and good company outdoors. What a charming concept for a backyard dinner party, and where better to host than in a moon garden!

Here, a small gathering of friends and neighbors share a toast to camaraderie in an enchanting moon garden. Fragrant Snow Princess® sweet alyssum fills the evening air with its distinctive perfume while shimmering Silver Falls™ dichondra and a plethora of white blossoms reflect the soft moonlight. (Find the complete plant list on p. 27.)

Go further by mixing up a fresh batch of strawberry-basil bourbon coolers using ingredients harvested fresh from your garden. Fill a vase or two with silver and white plants for the table. And don't forget to turn up the tunes... for it's a marvelous night for a moondance!



Note: Please check ASPCA.org for a list of toxic and non-toxic plants if you are concerned about having pets in your garden.



Above in portable wall planters:

PLUM DANDY™ *Alternanthera*, SILVER FALLS™ *Dichondra*, HIPPO® Red *Hypoestes*, Goldilocks *Lysimachia* (Creeping Jenny), and SNOWSTORM® SNOW GLOBE® *Sutera* (Bacopa)

At left: Without a living screen, no privacy is afforded between neighbors.

Opposite:

1. PLUM DANDY™ *Alternanthera*, SILVER FALLS™ *Dichondra* and Goldilocks *Lysimachia* (Creeping Jenny)
2. In containers, left to right: COLORBLAZE® NEWLY NOIR™ *Coleus*, COLORBLAZE® TORCHLIGHT® *Coleus* and PEGASUS® *Begonia*
3. COLORBLAZE® TORCHLIGHT® *Coleus*
4. SNOWSTORM® SNOW GLOBE® *Sutera* (Bacopa)
5. PLUM DANDY™ *Alternanthera*, SILVER FALLS™ *Dichondra* and Goldilocks *Lysimachia* (Creeping Jenny)

SCREEN YOUR VIEW IN STYLE

Privacy. It's a luxury desired by many but often not afforded to city dwellers whose homes or balconies abut one another with little to no green space in between. One effective solution is to add a living screen.

See how, in the "before" photo below, one potted plant was the only thing living thing standing between the porch and the neighbor? That just wasn't cutting it. We exchanged it for a living screen that provides privacy and brings fresh life to the porch.

Low maintenance foliage is the focus with a few white bacopa flowers sprinkled in for good measure. Note the carefully selected mix of colors and textures as well as the forethought not to use plants with blossoms that would necessitate daily sweeping of the porch. This is gardening smarter, not harder.





Above: LADYBIRD® Lemonade *Calylophus*, LADYBIRD® Sunglow *Calylophus*, VERMILLIONAIRE® *Cuphea*, SUNCREDIBLE® SATURN™ Sunflower, LUSCIOUS® Marmalade *Lantana*, LUSCIOUS® Royale Cosmo *Lantana*, MOJAVE® Fuchsia *Portulaca*, MOJAVE® Yellow *Portulaca*, LEMON CORAL® *Sedum* and Lemon A-PEEL® *Thunbergia*

BOLD COLOR FOR ARID SPACES

When temperatures soar above 100 degrees and the sun is incredibly intense, people have the luxury of moving into the air conditioning, but plants have to tough it out on their own. It's even more challenging when the air lacks humidity for plants to draw moisture from. If this sounds familiar, you'll want to take special care in choosing varieties that naturally thrive in hot, dry conditions.

3 tips for growing plants in a hot, arid climate:

1. Select your plants carefully. Focus your plant palette on varieties that can handle dry heat and very high light levels like Ladybird® Texas primroses and Austin Pretty Limits® oleander.
2. Even though these plants are tough, they are not invincible. Establishing them in cooler, wetter weather and keeping them watered plentifully for a while until they get established will give them the best head start.
3. Consider using larger containers or raised beds which hold a greater volume of soil. More soil equates to increased water retention which will help your plants withstand the hot, dry weather better.



Above: 1 – LADYBIRD® Sunglow *Calylophus*, VERMILLIONAIRE® *Cuphea*, LUSCIOUS® Marmalade *Lantana*, AUSTIN PRETTY LIMITS® *Nerium* (Oleander), MOJAVE® *Fuchsia Portulaca* and MOJAVE® *Yellow Portulaca* 2 – VERMILLIONAIRE® *Cuphea* and SUNCREDIBLE® SATURN™ Sunflower 3 – LUSCIOUS® Royale Cosmo *Lantana* and LADYBIRD® Sunglow *Calylophus* 4 – AUSTIN PRETTY LIMITS® *Nerium* (Oleander) with MOJAVE® *Fuchsia Portulaca* 5 – LADYBIRD® Lemonade *Calylophus*, LADYBIRD® Sunglow *Calylophus*, VERMILLIONAIRE® *Cuphea*, SUNCREDIBLE® SATURN™ *Helianthus*, LUSCIOUS® Marmalade *Lantana*, LUSCIOUS® Royale Cosmo *Lantana*, MOJAVE® *Fuchsia Portulaca* and MOJAVE® *Yellow Portulaca* 6 – LADYBIRD® Sunglow *Calylophus*



Above at left: Asparagus Fern *Asparagus* and Big Leaf *Muehlenbeckia*

EXTEND THEIR LIFE INDOORS

You've spent all season nurturing your patio plants and don't want to see them go, even though winter is coming. What to do? Bring them indoors! While flowers like Supertunias and Superbells are better replanted fresh each spring, select foliage plants like those you see here will be happy to share your company indoors for at least a few more months.

8 tips for overwintering plants indoors:

1. Inspect for pests and diseases first, and only bring healthy plants indoors.
2. Move plants indoors before nighttime temperatures fall below 50°F.
3. Use an organic insecticidal soap or make your own using plant-based dish soap to spray the entire plant before bringing it inside.
4. Prune the plant back by as much as half, removing any dead or decaying leaves.
5. Water thoroughly before moving indoors.
6. Choose a bright spot near a window or use grow lights to provide enough light to keep your plants actively growing through the winter.
7. Increase humidity by placing a small humidifier nearby or set your plants on saucers filled with pebbles and water.
8. Hold off on feeding your plants during the winter when they are not actively growing.



Opposite on right and above: Asparagus Fern *Asparagus*, MEZOO™ Trailing Red *Dorotheanthus*, Yellow Ripple *Hedera* (Ivy), Big Leaf *Muehlenbeckia*, CERVESA 'N LIME® *Plectranthus*, Variegata *Plectranthus* (Swedish Ivy), LEMON CORAL® *Sedum* and Persian Shield *Strobilanthes*



Above, left to right: MEZOO™ Trailing Red *Dorotheanthus*, Yellow Ripple *Hedera* (Ivy) and Asparagus Fern *Asparagus*



Above at left: Persian Shield *Strobilanthes* and Big Leaf *Muehlenbeckia*
 Above at right: PEGASUS® *Begonia* and Goldilocks *Lysimachia* (Creeping Jenny)



Above, left to right: leafjoy H₂O™ Mini Princess *Clusia rosea*, leafjoy H₂O™ Mini Grey Star *Ctenanthe setosa*, leafjoy H₂O™ Bowl Bambino *Alocasia*, leafjoy H₂O™ Bowl Friedrichsthalii *Monstera adansonii*, leafjoy H₂O™ Bowl Golden Allusion *Syngonium* and leafjoy H₂O™ Bowl Princess *Clusia rosea*



PUTTING DOWN ROOTS

There's something about being surrounded by living, breathing plants indoors that makes a space feel homier. Even if you're renting or have limited room, houseplants are a simple, portable way to curate a natural space indoors.

The art of growing plants in water – hydroponics – provides a way to enjoy not only the leaf canopy but also to see the plant develop in the clear glass vessel. A sense of fulfillment comes from watching the roots grow and fill the space over time, something you couldn't see if you were growing the same plants in the landscape.



Asparagus Fern *Asparagus*, MEZOO™ Trailing Red *Dorotheanthus*, Yellow Ripple *Hedera* (Ivy) and LEMON CORAL® *Sedum* with leafjoy H₂O™ Mini Grey Star *Ctenanthe setosa*



MEZOO™ Trailing Red *Dorotheanthus*, *Variiegata Plectranthus* (Swedish Ivy) and Big Leaf *Muehlenbeckia* with leafjoy H₂O™ Mini Princess *Clusia rosea*



MEZOO™ Trailing Red *Dorotheanthus* and Yellow Ripple *Hedera* (Ivy) with leafjoy H₂O™ Mini Grey Star *Ctenanthe setosa* and leafjoy H₂O™ Mini Princess *Clusia rosea*



At left: *Variiegata Plectranthus* (Swedish Ivy) and LEMON CORAL® *Sedum*



'String Theory'
Amsonia
(Blue Star)

WHAT'S NEW:

Starry, soft blue, springtime blossoms are a welcome sight, but it's the rich golden orange fall color that will really make you fall in love with this durable nativar.

☀️ 🌱 Height: 18-22" 🦋
☀️ 🌱 Spread: 32-36" 🦋
Zones: 4-9



SUMMERIFIC®
'Edge of Night'
Hibiscus
(Rose Mallow)

WHAT'S NEW:

Our darkest, most compact selection yet, sized to impress in every garden. Enjoy near-black foliage all season until bold pink blooms steal the show midseason.

☀️ 🌱 Height: 3-3.5' 🦋
☀️ 🌱 Spread: 4-4.5' 🦋
Zones: 4-9




AMAZING DAISIES®
'Banana Cream II'
Leucanthemum superbum
(Shasta Daisy)

WHAT'S NEW:

Blooming even more beautifully than its predecessor, you'll enjoy this perennial's large, lemon yellow to creamy white blossoms as much as the butterflies do.

☀️ 🌱 Height: 20-24" 🦋
☀️ 🌱 Spread: 20-22" 🦋
Zones: 5-9



DRESSED UP™
'Evening Gown'
Heuchera (Coral Bells)

WHAT'S NEW:

Impeccably ruffled, broad, glossy black leaves and prolific pink-white blooms make this stunner a strong focal point for containers and borders.

☀️ 🌱 Height: 12-14" 🦋
☀️ 🌱 Spread: 20-24" 🦋
Zones: 4-9

WHAT'S NEW IN PERENNIALS

Ready for some eye candy? These eight new perennials are surely striking, but they offer more than good looks for your garden. Many offer more prolific blooms for both you and pollinating bees and butterflies to enjoy as well as improved habits and intensified colors you'll be able to spot from across the yard.

Sometimes it's best to say, "Out with the old and in with the new!"



Our Twist 'n Plant® Jumbo Gardening Auger makes planting 1-gallon and larger potted perennials a cinch. Use it to bore 5-8" wide holes in soil up to 11" deep. It even works in clay!

Opposite from left to right:
LUMINARY™ 'Backlight' Phlox, SUMMERIFIC® 'Edge of Night' Hibiscus,
'String Theory' Amsonia, AMAZING DAISIES® 'Banana Cream II' Leucanthemum,
and PRAIRIE WINDS® 'Lemon Squeeze' Pennisetum





'Leading Lady Razzberry'
Monarda
(Bee Balm)

WHAT'S NEW:

Who will spot these flashy raspberry purple blossoms first – you or the bumblebees? A petite, mildew resistant selection just right for the border's edge.

☉ Height: 10-14" 🦋 🐝 🐝
☉ Spread: 22-28"
Zones: 4-9

LUMINARY™
'Backlight'
Phlox paniculata
(Tall Garden Phlox)

WHAT'S NEW:

Large, fluffy clusters of fragrant, shimmery white flowers stand in striking contrast to the deep green, healthy foliage of this summer garden essential.

☉ Height: 28-30" 🦋 🐝
☉ Spread: 20-24"
Zones: 3-8

PRAIRIE WINDS®
'Lemon Squeeze'
Pennisetum alopecuroides
(Fountain Grass)

WHAT'S NEW:

Luminescent chartreuse-gold foliage glows in the summer sun without burning, while prolific plumes add a touch of elegance to the fall landscape.

☉ Height: 30-36" 🦋 🐝
☉ Spread: 24-30"
Zones: 5-9

ROCK 'N GROW®
'Back in Black'
Sedum (Stonecrop)

WHAT'S NEW:

Our best yet! Smoky black foliage stands in a tight clump without splitting, topped with deep red and cream flowers that pollinators adore in autumn.

☉ Height: 20-24" 🦋
☉ Spread: 26-30"
Zones: 3-9



BETTER. BOLDER. BRIGHTER.


If you're looking for just the right hydrangea for a special spot in your garden, consider growing one with lime-colored blooms – green goes with everything! Green flowers are a novelty in the landscape, but with panicle hydrangeas, you'll get to enjoy them throughout the summer as their blooms transition from lime to white to bright pinks and ruby reds. We offer both dwarf and full-sized varieties to fit every garden.

Behind the scenes, we've been working for years to improve upon and introduce updates to even the most beloved, tried and true varieties like 'Limelight' and Little Lime®. We think you'll love these two innovative, irresistible new cultivars. Learn how they aren't just new, but better.




'Limelight'
Hydrangea paniculata

☉ Height: 6-8' Spread: 6-8' Zones: 3-9



LITTLE LIME®
Hydrangea paniculata

☉ Height: 3-5' Spread: 3-5' Zones: 3-8






WHAT'S NEW :

An exceptional color show ranging from bright lime in early summer to creamy white, then intense Hawaiian Punch pink in late summer will make you fall in love with this dynamic panicle hydrangea. You might even catch all three colors blooming at once. Plus, its dwarf size, strong stems and upright shape helps it fit almost anywhere in the landscape.

LITTLE LIME PUNCH™

Hydrangea paniculata

🌿🌿 Height: 3-5' Spread: 3-5' Zones: 3-8



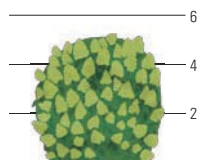
WHAT'S NEW :

If you've grown 'Limelight' panicle hydrangea for its fresh green blooms, you'll enjoy the same on this new cultivar along with several refinements. Exceptional stem strength keeps its huge, conical flowers perched upright on a slightly smaller frame. Gardeners in colder climates will appreciate that the blooms appear earlier in the season, so there's plenty of time to enjoy its rich pink fall hues.

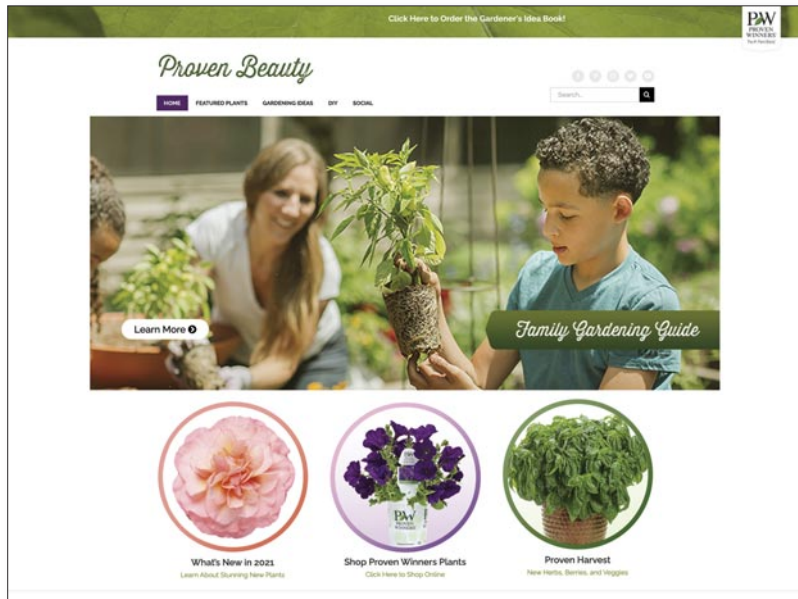
LIMELIGHT PRIME®

Hydrangea paniculata

🌿🌿 Height: 4-6' Spread: 4-5' Zones: 3-8



DISCOVER MORE **PROVEN BEAUTY** AT beauty.provenwinners.com



DIY Projects

Landscape Inspiration

Kid's Projects

Gardening Guides

Container Recipes

And More!

Like the ideas you see in this *Gardener's Idea Book*? Then you'll love Proven Beauty for its abundance of gardening inspiration, how-to projects and garden to table recipes. Head there for extended information about the topics in this book plus many more projects from previous years. You'll learn how to grow a potager garden, style your botanical retreat, and so much more.



1600 East Lincoln Highway, Suite F, DeKalb, Illinois 60115

Find Proven Winners locally or buy online at www.provenwinners.com.

Proven Winners Gardening Hotline: 815-895-8130

Question? Feedback? We're listening: provenwinners.com/feedback



Important Legal Notice: The plant varieties shown herein are protected by U.S. Plant Patents, or are U.S. Plant Patent Applied For, are protected by Canadian Plant Breeders' Rights, or are Canadian Plant Breeders' Rights Applied For, and/or are protected by trademark law. International Plant Breeders' Rights and/or trademarks also apply. In the U.S. and Canada, please visit provenwinners.com/patents for more information.

© 2022 Proven Winners® All rights reserved.